

acm))) ●

Performance

April



Discovering opportunities in global markets



China, UAE, US, and others

8 strategies

tailored to suit your investment preferences

RIZQ

entire team experience in four strategies



Strategies in April




Stable profitability

Money Market USD

US Treasury bills

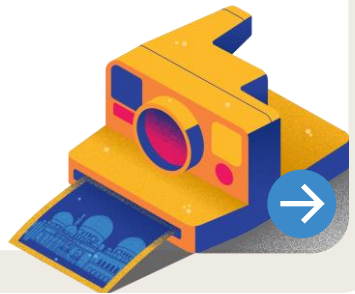
+0.3%



Money Market AED

UAE money market instruments

+0.3%



Strategies in April




Optimal risk-return ratio

Ni-to-ryu

US stocks with Long/Short approach

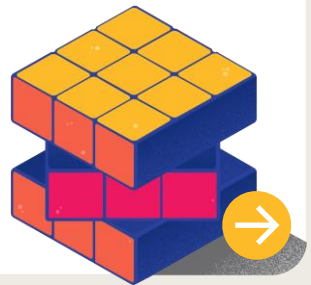
+4.5%



Fixed income

Bonds

+0.4%



Balanced

Risk Parity approach¹

+3.1%



Monthly net return of the strategies

¹ Risk Parity is an approach in which the allocation of asset classes in a portfolio depends on their level of risk

Strategies in April ●●●



Current opportunities in equities

Abu Dhabi Falcon

Abu Dhabi and Dubai markets stocks


+6.3%



China Technology

Chinese technology companies

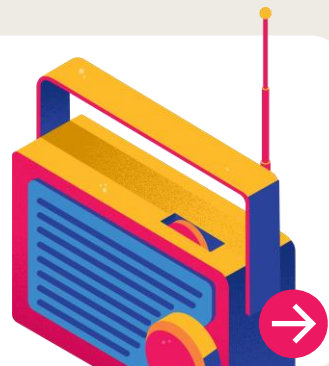
+7.8%



Technology Growth

Investment in innovations

+22.6%



RIZQ in April




Entire team experience in four strategies

R



capital preservation
factoring in inflation

+2.2%

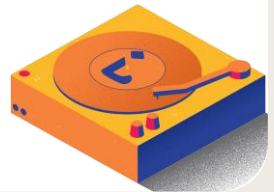


I



broad equity market
returns with lower risk

+3.2%




Z



outperforming broad
equity market returns

+5.4%



Q



maximizing equity
opportunities

+6.6%




[more about RIZQ](#)



Money Market USD

The Fed keeps the rate at 3.5-3.75%



Money Market USD



3.65% **2.6** months
yield to maturity duration

US Treasury Bills

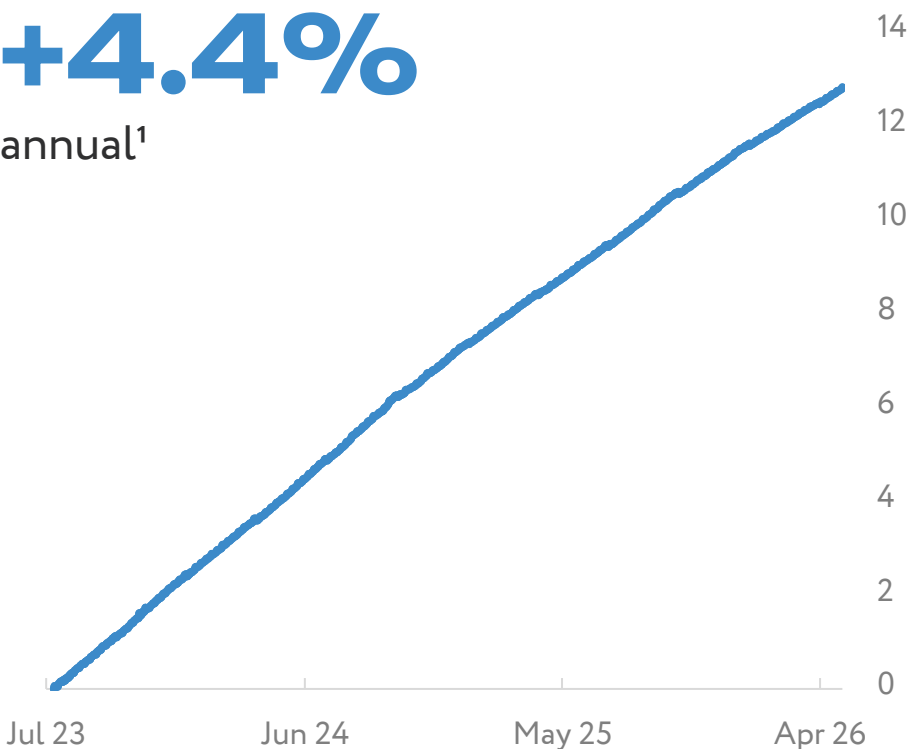
one of the lowest-risk instruments on the stock market

+0.3%

monthly net return

+4.4%

annual¹




¹ Net return since the launch of the strategy 11.07.2023. Past performance is not a reliable indicator of future results



Money Market AED

The Central Bank keeps the rate at 3.65%



Money Market AED



3.45%

current rate

1 month

deposit term

Deposits

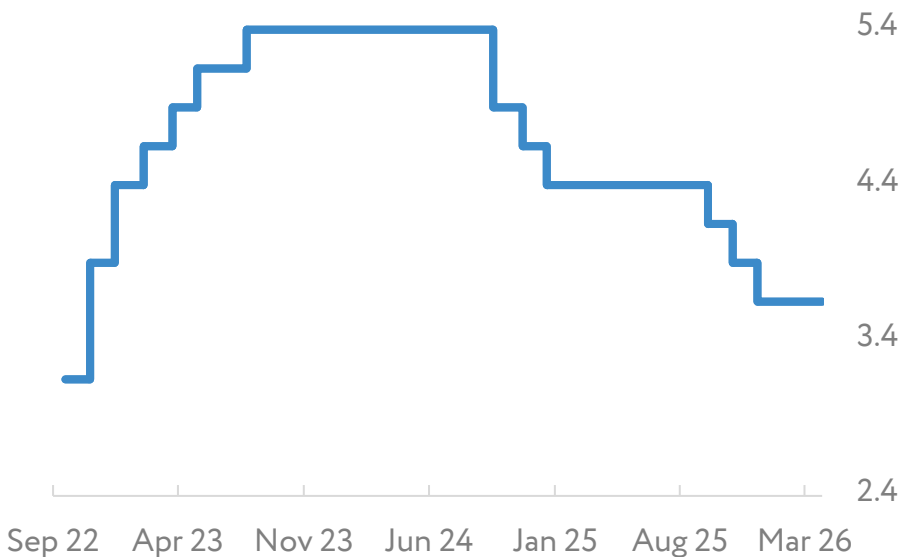
opening in the largest banks of the UAE

+0.3%

monthly net return

3.65%

UAE Central Bank Rate¹



¹ CBUAE Base Rate

Past performance is not a reliable indicator of future results



Ni-to-ryu

Active management drives
strategy growth



In April



month start

Equity market rebound amid US-Iran negotiations

Ahead of a strong rally, we proactively reduced our hedges and increased long exposure to the tech sector

month end

As a result, the strategy gained +4.5% over the month

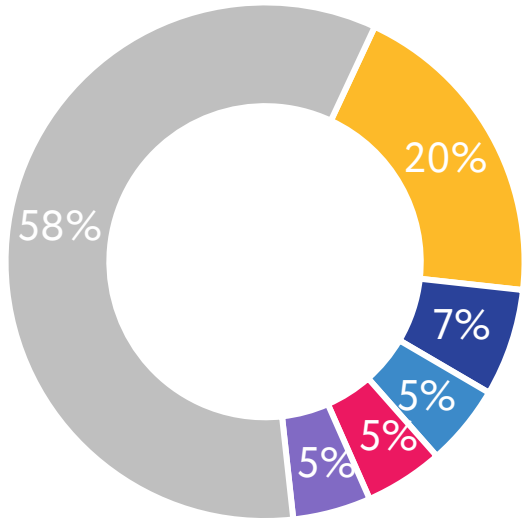
On the very first day of May, strong earnings from Atlassian, Five9, and Reddit sparked a rally in the Software sector

As a result, the strategy gained +3.2% in a single day, setting a new all-time high

+4.5%

monthly net return

- Short Nasdaq
- Marvell
- AMD
- Short Dow Jones
- Nvidia
- Other



Long/Short

An opportunity to capture upside in high-growth stocks while hedging broad market risk

+11.4%

annual¹




¹ Net return since the launch of the strategy 11.04.2025. Past performance is not a reliable indicator of future results



Fixed Income

Capitalizing on opportunities and increasing corporate bond allocation



In April



month start

Following the ceasefire announcement, the market rallied, reflecting expectations for a swift resolution to the conflict

Ahead of the sharp decline in yields, we opportunely built positions in Aldar and Aramco bonds at attractive prices

This allowed us to lock in yields of 6.3% and 6.8%, respectively

month end

We continued to scale up our allocation to investment-grade corporate debt

Purchased short-term A/A+ rated Salesforce bonds with a 4.6% yield

Portfolio corporate debt allocation stands at 36%, with a target to reach 50% as new market opportunities arise

+0.4%

monthly net return

Fixed Income



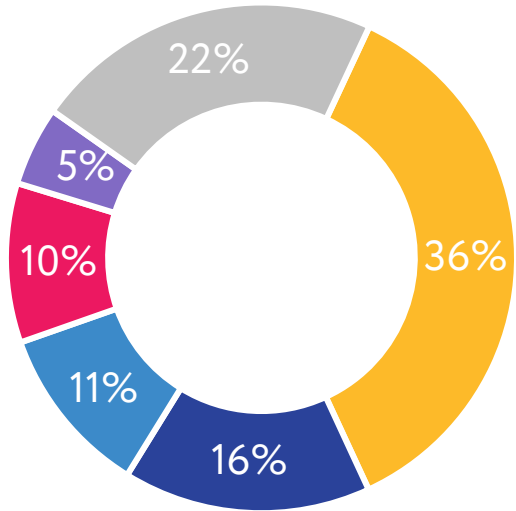
4.7%

yield to maturity

5.2 years

duration

- US T-Bill 2026
- US T-Bond 2034
- US T-Bond 2054
- Salesforce
- HPE
- Other



Bonds

with secure custody primarily in an American depository

+3.2%

annual¹



¹ Net return since the launch of the strategy 27.09.2023. Past performance is not a reliable indicator of future results



Balanced

Maintaining positive performance since the beginning of the year



In April



month start

De-escalation of Iran tensions and oil prices pulling back

Renewed investor appetite for risk assets following the March sell-off

month end

Solid tech earnings drove the S&P 500 to a new all-time high

A balanced portfolio allocation enabled us to capture the broader market rally

Finished the month well in positive territory

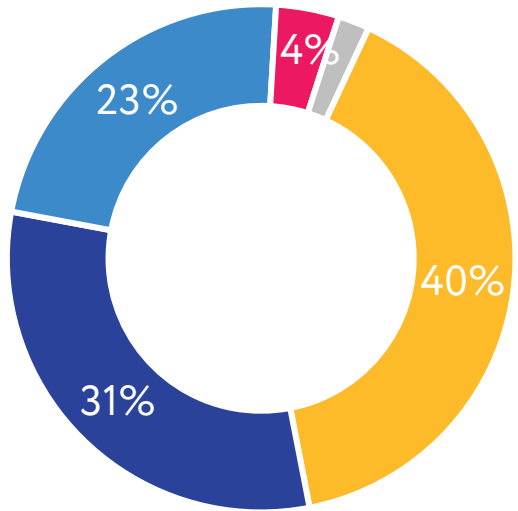
+3.1%

monthly net return

Balanced



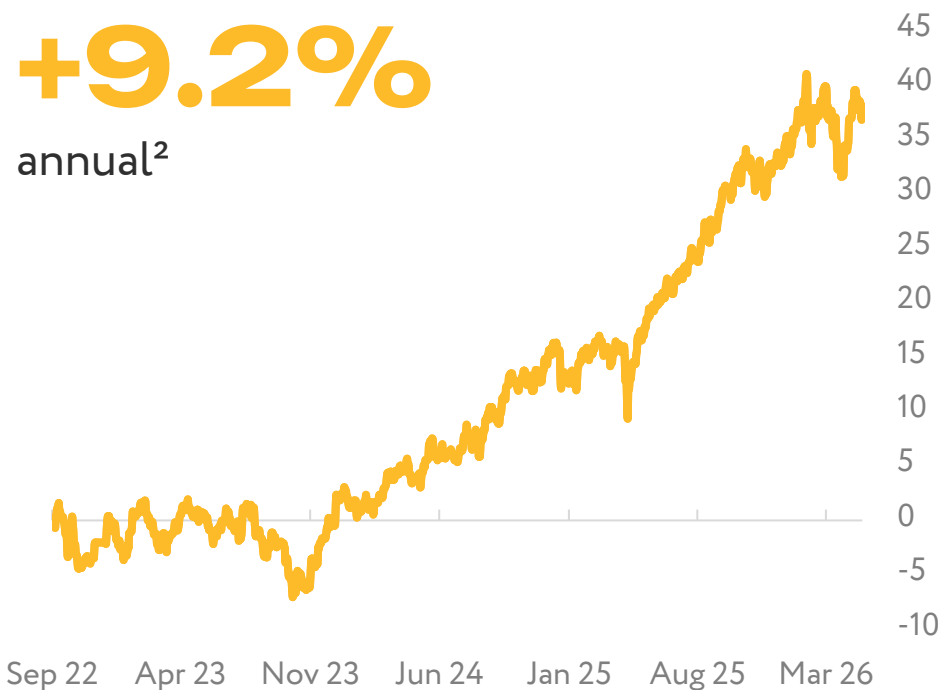
- Fixed Income
- Inflation Protection
- Equity
- Cryptocurrency
- Cash



Major asset classes

investments using the Risk Parity approach aim for stable results in any economic cycle phase¹

+9.2%
annual²



¹ Risk Parity is an approach in which the allocation of asset classes in a portfolio depends on their level of risk

² Net return since the launch of the strategy 06.09.2022 . Past performance is not a reliable indicator of future results



Abu Dhabi Falcon

Ceasefire and UAE's withdrawal
from OPEC and OPEC+



In April



month start

Announcement of a ceasefire between the US and Iran

Against this backdrop, the UAE market recovered about a third of its decline since the beginning of the conflict

month end

Abu Dhabi index gained +3.4%, while Abu Dhabi Falcon strategy delivered +6.3%. 83% of our portfolio positions were profitable

The UAE's landmark decision to exit OPEC and OPEC+ was followed by ADNOC announcing a massive \$55bn CAPEX program

The news became a powerful catalyst for ADNOC Group shares, 40% of our portfolio

Production expansion remains a strong growth driver regardless of geopolitics

+6.3%

monthly net return

Abu Dhabi Falcon



IHC

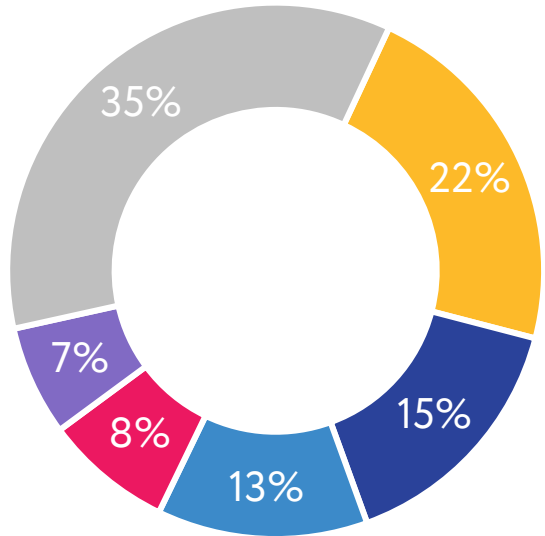
ADNOC Gas

FAB

ADCB

Aldar

Other

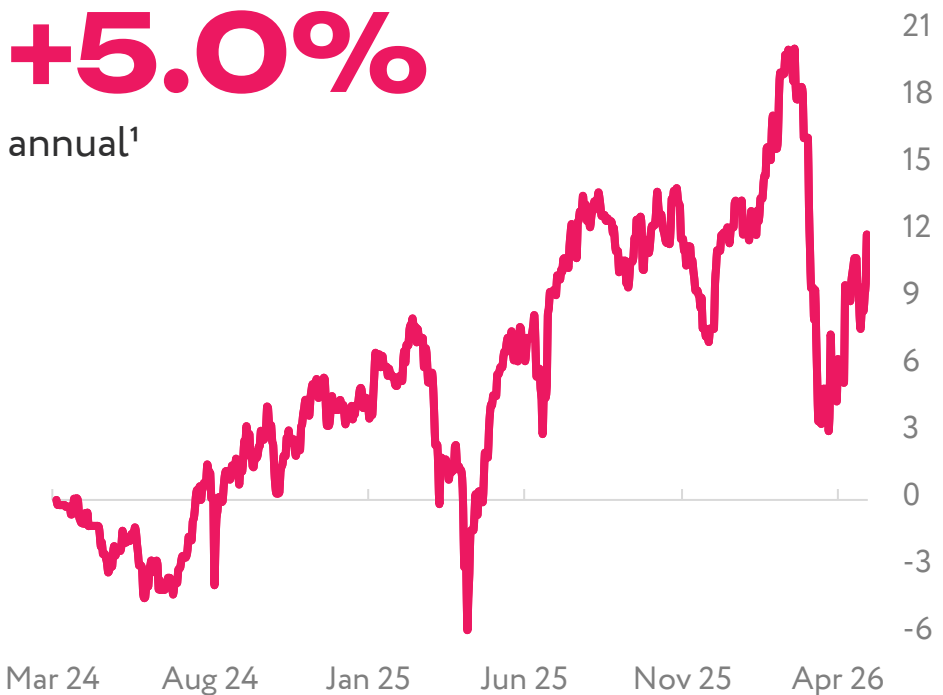


Abu Dhabi stocks

portfolio of shares listed on the Abu Dhabi exchange and IPOs on local exchanges

+5.0%

annual¹



¹ Net return since the launch of the strategy 05.03.2024 Past performance is not a reliable indicator of future results



China Technology

Outperforming the market by +9%
since the beginning of the year



month start

The Chinese technology sector posted gains, but year-to-date performance remained negative and lagged the US NASDAQ-100

However, this performance gap is driven by a different index composition rather than a "China discount"

The Chinese tech sector is dominated by internet giants, whereas the NASDAQ rally was fueled by semiconductor manufacturers

month end

Nevertheless, our strategy significantly outperformed the broader market, delivering +3% in April and +9% year-to-date

The outperformance was driven by semiconductor manufacturers ASMPT and Naura, electronics maker Lenovo, and automaker Geely

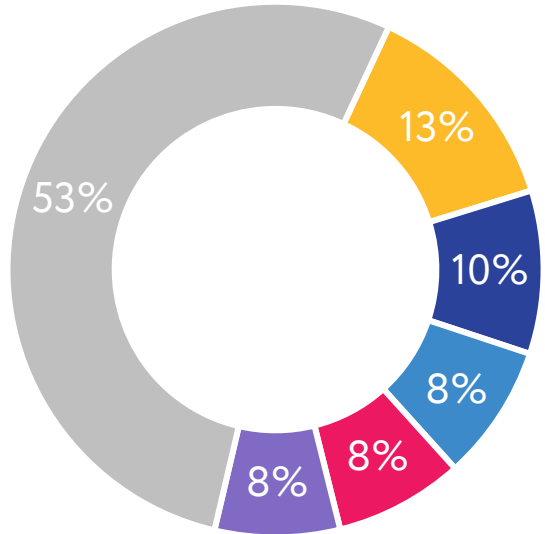
+7.8%

monthly net return

China Technology



- Alibaba
- Baidu
- Lenovo
- ASMP
- XPeng
- Other



Stocks of Chinese technology companies with safe custody in Hong Kong

+10.2%
annual¹



¹ Net return since the launch of the strategy 29.11.2023. Past performance is not a reliable indicator of future results



Technology Growth

Tech stock rally drives strong strategy
performance of +23%



In April



month start

Historic rally in semiconductor equities

The sector index surged nearly +50% between March 31 and April 24

At the same time, their P/E and EV/EBITDA valuation multiples remain below those of Apple, Walmart, and Caterpillar

month end

We elected to lock in profits and reduce exposure to this space, reallocating towards Software and Amazon

This rotation proved timely. On May 1, following strong earnings from Atlassian and Five9, their shares spiked +29% in a single day, triggering a broader sector rally

Given the Software sector's -18% year-to-date performance, its upside potential remains significant

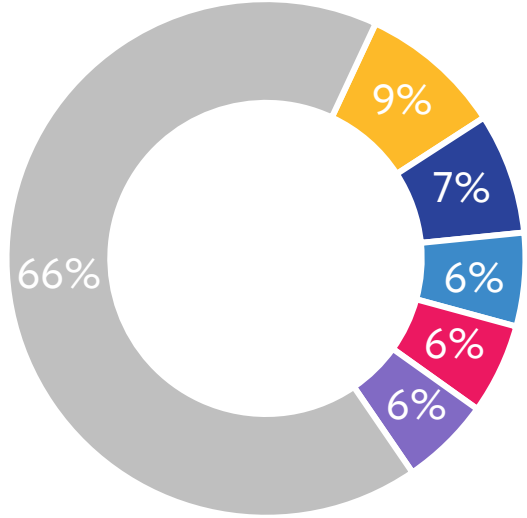
+22.6%

monthly net return

Technology Growth



- Marvell
- AMD
- Nvidia
- Micron
- DigitalOcean
- Other



Technology sector stocks

shares of growth companies

+25.5%

annual¹



¹ Net return since the launch of the strategy 17.11.2022. Past performance is not a reliable indicator of future results




رِزْق

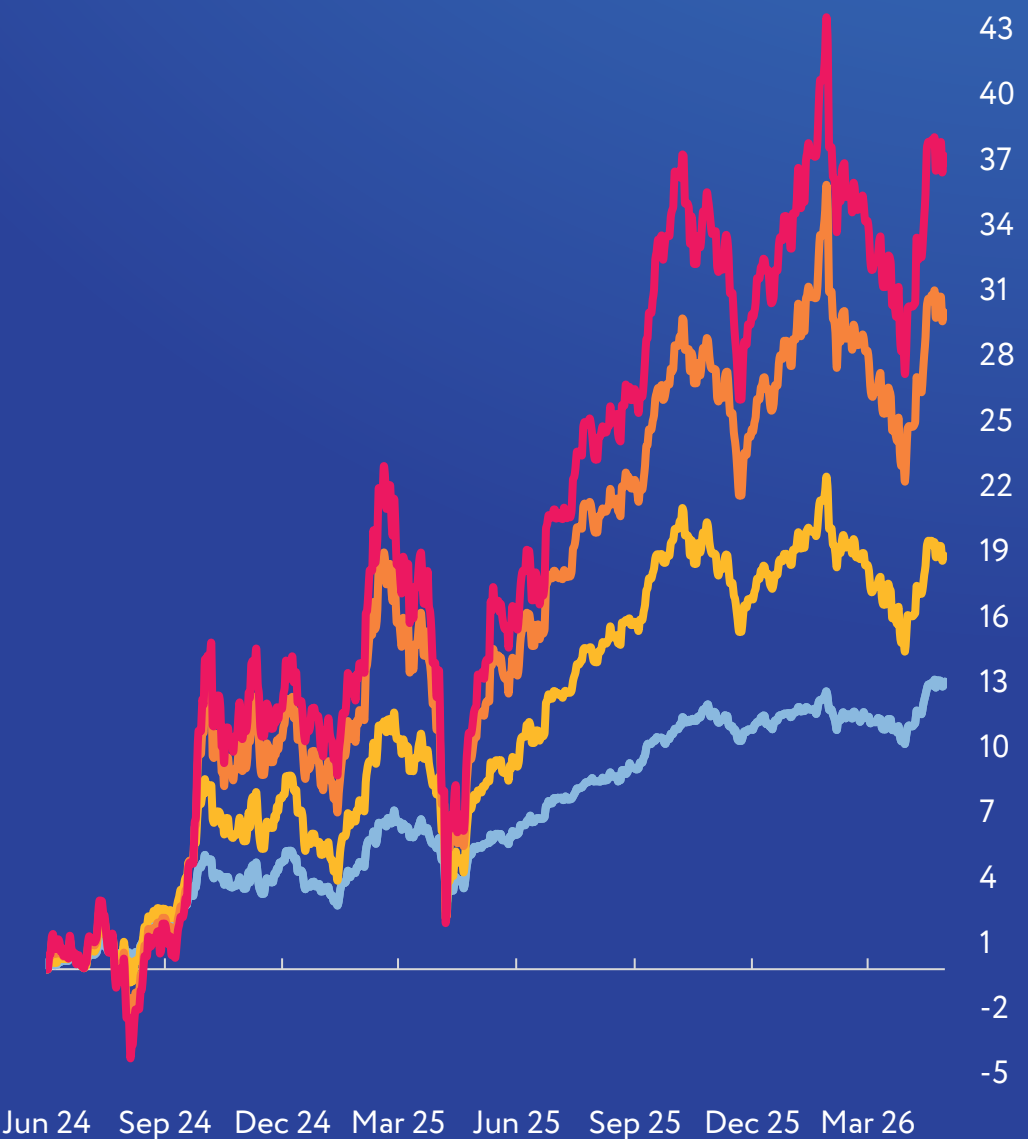
The Arabic word رِزْق means happiness, growth, and material well-being



Entire team expertise in four strategies



+13.2% +19.0% +30.2% +37.1%



Capital preservation factoring in inflation

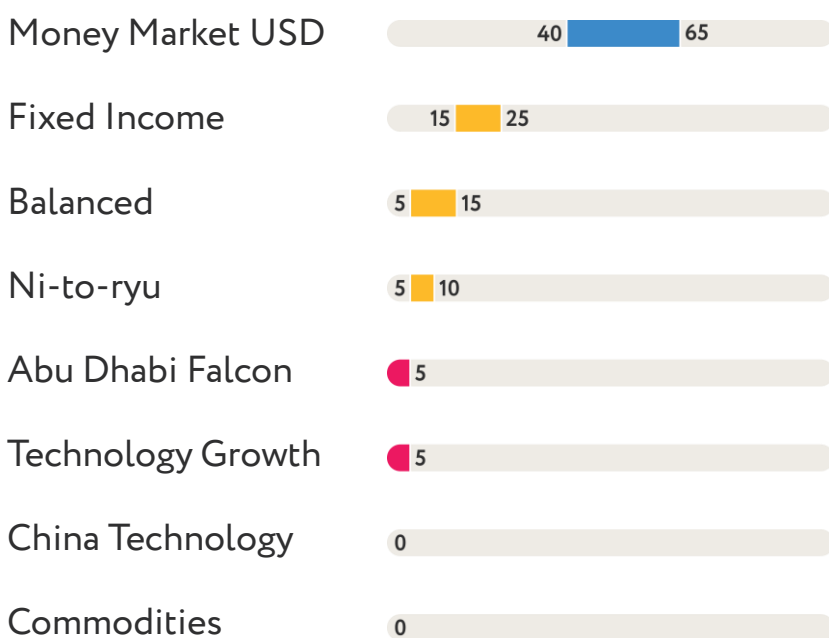
+5.7%

expected return, annualised¹

4.1%

expected risk, annualised²

Weight limits for strategies, %



¹ Calculated based on estimations of portfolio manager, market consensus and historical performance of a strategy

² According to historical metrics of volatility and CVaR (a risk measure that estimates the average loss in the worst 20% of cases) over a 1-year horizon



Broad equity market returns with lower risk

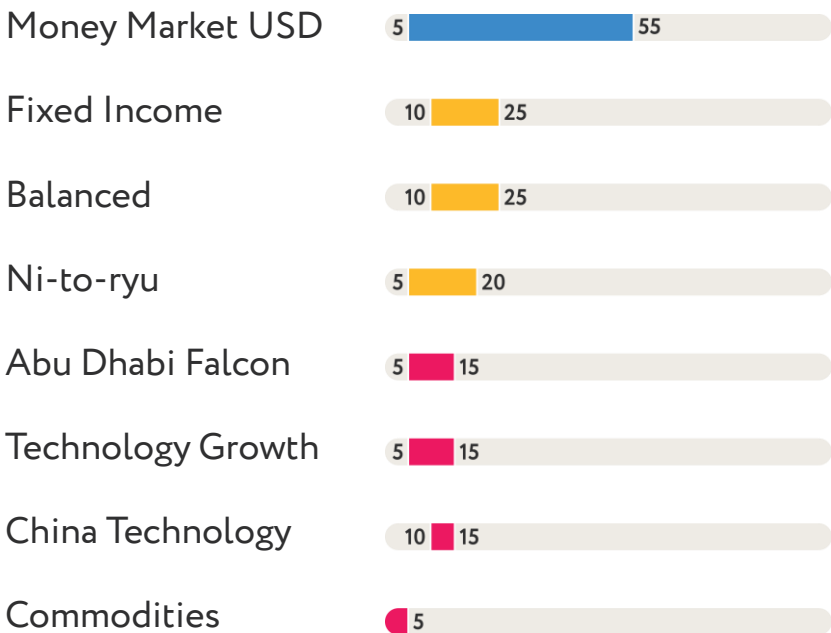
+9.6%

expected return, annualised¹

9.5%

expected risk, annualised²

Weight limits for strategies, %



¹ Calculated based on estimations of portfolio manager, market consensus and historical performance of a strategy

² According to historical metrics of volatility and CVaR (a risk measure that estimates the average loss in the worst 20% of cases) over a 1-year horizon



Outperforming broad equity market

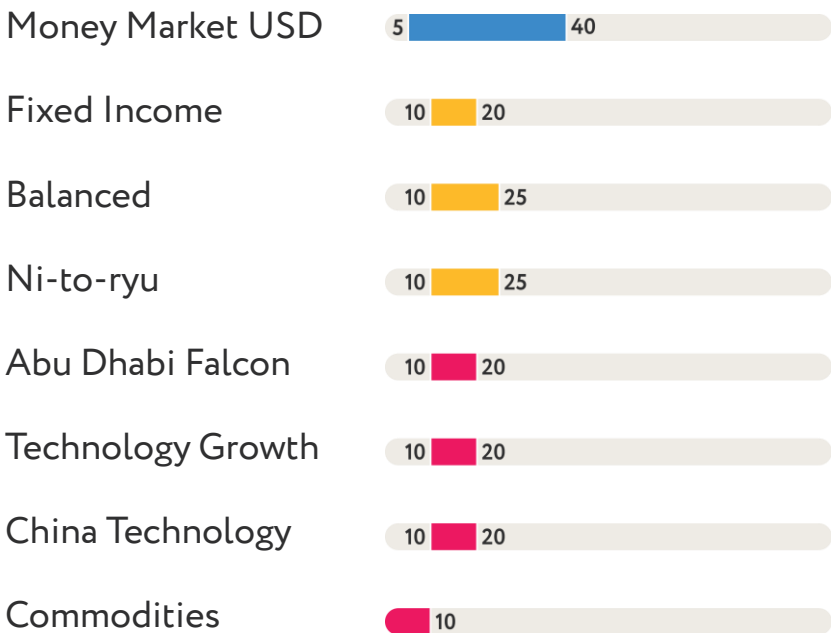
+10.9%

expected return, annualised¹

11.6%

expected risk, annualised²

Weight limits for strategies, %



¹ Calculated based on estimations of portfolio manager, market consensus and historical performance of a strategy

² According to historical metrics of volatility and CVaR (a risk measure that estimates the average loss in the worst 20% of cases) over a 1-year horizon



Maximizing equity opportunities

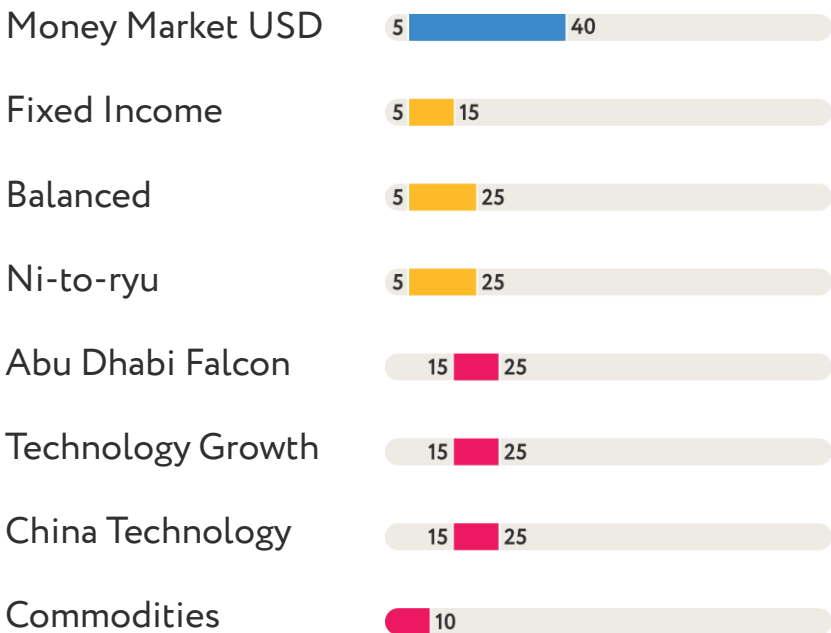
+12.7%

expected return, annualised¹

15.3%

expected risk, annualised²

Weight limits for strategies, %



¹ Calculated based on estimations of portfolio manager, market consensus and historical performance of a strategy

² According to historical metrics of volatility and CVaR (a risk measure that estimates the average loss in the worst 20% of cases) over a 1-year horizon



Contact us

 +971 2 675 9222

 client@acmgroup.ae

[website](#)



Al Maqam Tower

ADGM Square, Al Maryah Island,
Abu Dhabi, UAE

[by taxi](#)

[by car](#)

Disclaimer



The term ACM LIMITED (hereinafter referred to as the “Company”) and any grammatical form of the first person pronoun (“we”, “our”) refers to company whose registered office is Unit 1, Floor 9, Al Maqam Tower, ADGM Square, Al Maryah Island, Abu Dhabi, United Arab Emirates, registration number is 000002050.

The Company is regulated by the Abu Dhabi Global Market (“ADGM”) Financial Services Regulatory Authority, financial services permission number FSRA/180022.

The term “you”, “Client” refers to the reader of the material.

These materials are intended for professional clients and market counterparties only.

This material is compiled for informational purposes only and does not in any way (e.g. by way of an offer, suggestion, recommendation, coercion) encourage the purchase or sale of securities, financial instruments or to participate in any trading strategy. This material does not provide investment advice, recommendations for making or rejecting any investment decisions and is not subject to use for such purposes. The data provided in this material and their analysis should not be taken as an indication or a guarantee for further actions, analyses, forecasts.

This material should not be regarded as investment research, or an objective or independent analysis of the matters contained herein and shall not be construed as a report prepared by an independent investment research analyst. It has not been prepared in accordance with legal requirements designed to promote the independence of investment research and is not subject to any prohibition on dealing ahead of the dissemination of investment research. This document shall be considered to be solely a marketing communication and does not assure or guarantee any specific level of performance of any financial instruments and/or minimum or fixed or assured return.

Nothing herein is to be considered as creating a lawyer-client, advisor-client or indeed any contractual relationship between the Client and the Company and/or ACM Limited parties (as defined below). In addition, nothing herein shall constitute an offer, an acceptance, or a legally binding obligation of any of the ACM Limited parties to provide any services under the conditions described in this material.

Any services offered by ACM Limited are not intended for, and must not be accessed or used by, any U.S. Person.

The Company does not offer, market, or provide any form of asset management, investment advisory, or other wealth management services to U.S. Persons, individuals or entities resident in the United States, or any person legally residing in the United States.

Nothing in this material or communication shall be construed as an offer to sell, a solicitation to buy, or the provision of investment advice regarding any financial product or service within the United States or to any U.S. Person.

You undertake the obligation to disclose to the Company fully and accurately whether you, directly or indirectly hold or have ever held any U.S. identification documents.

INTELLECTUAL PROPERTY

This material, including but not limited to text, content, photographs and graphics (including all such information provided by the Company in response to any request) is protected by copyrights, trademarks, service marks, international treaties and/or other proprietary rights and laws of UAE and/or ADGM and/or other countries, and is also protected as a collective work or compilation under UAE and/or ADGM and/or other applicable laws and treaties. The trademarks, service marks, trade names, trade dress, logos, designs, and sounds associated with this material are owned by ACM Limited, or third-parties who have authorized their use.

RESTRICTIONS ON USE

You may not use this material for any illegal purpose or in any manner inconsistent with the terms described herein (the “Terms”). You agree to use this material solely for your personal use and benefit or that of your organization, and not for resale or other transfer to, or use by or for the benefit of, any other person or entity. You agree not to use, transfer, distribute or dispose of any information contained in this material in any manner that could compete with the business of the Company. You acquire no rights or licenses in or to the material.

Disclaimer



DISCLAIMER AND LIMITATION OF LIABILITY

Although the Company shall obtain information and data available in the material (the “information”) from sources that the Company considers reliable, the information is provided on an “as is” basis and neither the Company, its affiliates, any of its or their direct or indirect information providers nor any other third-party involved in, or related to, compiling, computing or creating any of the information (collectively, the “ACM Limited parties”) warrants or guarantees the originality, accuracy and/or the completeness of any of the information or the results to be obtained by any use thereof and none of the ACM Limited parties shall have any liability to any person or entity for any errors, omissions or interruptions of or in connection with the information.

Further, none of the ACM Limited parties makes any express or implied warranties of any kind and the ACM Limited parties hereby expressly disclaim all warranties (including, without limitation and for purposes of example only, all warranties of title, sequence, availability, originality, accuracy, completeness, timeliness, non- infringement, merchantability and fitness for a particular purpose and all implied warranties arising from trade usage, course of dealing and course of performance) with respect to the information, without limiting the generality of any of the foregoing, in no event shall any of the ACM Limited parties have any liability to any person or entity for any damages, whether direct, indirect, special, incidental, punitive, consequential (including, without limitation, loss of use, lost profits or revenues or any other economic loss), even if it might have anticipated, or was advised or notified of, the possibility of such damages.

INDEMNIFICATION

You agree, at your own expense, to indemnify, defend and hold harmless the Company and its employees, representatives, the Company’s affiliates and their employees and representatives, suppliers and agents, against any claim, suit, action or other proceeding, to the extent based on or arising in connection with your use of this material. You agree to pay any and all costs, damages and expenses (including reasonable attorney’s fees) and costs awarded against or incurred by or in connection with or arising from any such claim, suit, action or proceeding.

GOVERNING LAW

These Terms shall be governed and construed in accordance with the laws of ADGM, without regard to its conflicts of laws principles. You agree to submit to the personal jurisdiction of the courts of the ADGM with respect to any legal proceedings arising out of these Terms and waive any objection to the propriety or convenience of venue in such courts. If any provision of the Terms is found by a court of competent jurisdiction to be invalid or unenforceable, such provision shall be enforced to the maximum extent permissible and the other provisions of the Terms shall remain in full force and effect.

OFFICIAL CORRESPONDENCE

Official Correspondence must be sent via postal mail to:

ACM LIMITED

Unit 1, Floor 9, Al Maqam Tower, ADGM Square, Al Maryah Island, Abu Dhabi, United Arab Emirates

Phone: +971 2 675 9200